

Scaled data based on original data using
LM-79-08 Approved Method: Electrical and Photometric Measurements of Solid-
State Lighting Products

Test Report Prepared for
Cooper Lighting Solutions
(formerly Eaton)

Brand: McGRAW-EDISON

Report Number: P192350

Luminaire Tested: **GLEON-AF-02-LED-E1-T4W-7050-600**

Issue Date: 3/3/2020

Test Information

Test Method: LM-79-08
Report Number: P192350
TEST IS SCALED FROM IESNA LM-79-08 TEST DATA (P24147)
Test Lab: INNOVATION CENTER P2
Issue Date: 3/3/2020
Manufacturer: COOPER LIGHTING SOLUTIONS (FORMERLY EATON)
Product Line: MCGRAW-EDISON
Catalog Number: GLEON-AF-02-LED-E1-T4W-7050-600
Description: GALLEON AREA AND ROADWAY LUMINAIRE
(2) 70 CRI, 5000K, 615mA LIGHTSQUARES WITH 16 LEDS EACH AND TYPE IV WIDE OPTICS
Light Source: -
Ballast/Driver: ELECTRONIC DRIVER

Summary

Lumens per Lamp: N/A
Luminaire Lumens: 7968 lumens
Efficiency: N/A
Efficacy: 120.7 lumens/watt
Luminous Opening: Rectangular (W 0.5' x L: 1' x H: 0')
IES Classification: Type IV - Short - Semi-Cutoff
BUG Rating: B1 - U0 - G2

Input Watts (W): 66
Input Voltage (V): NR
Input Current (Ain): NR
Voltage Rise (V): NR
Power Factor: NR
Total Harmonic Distortion (THDi): NR
Frequency (hertz): 60
Stabilization Time: NR
Operation Time: NR
Ambient Temperature (°C): NR
Test Distance: 25 FT

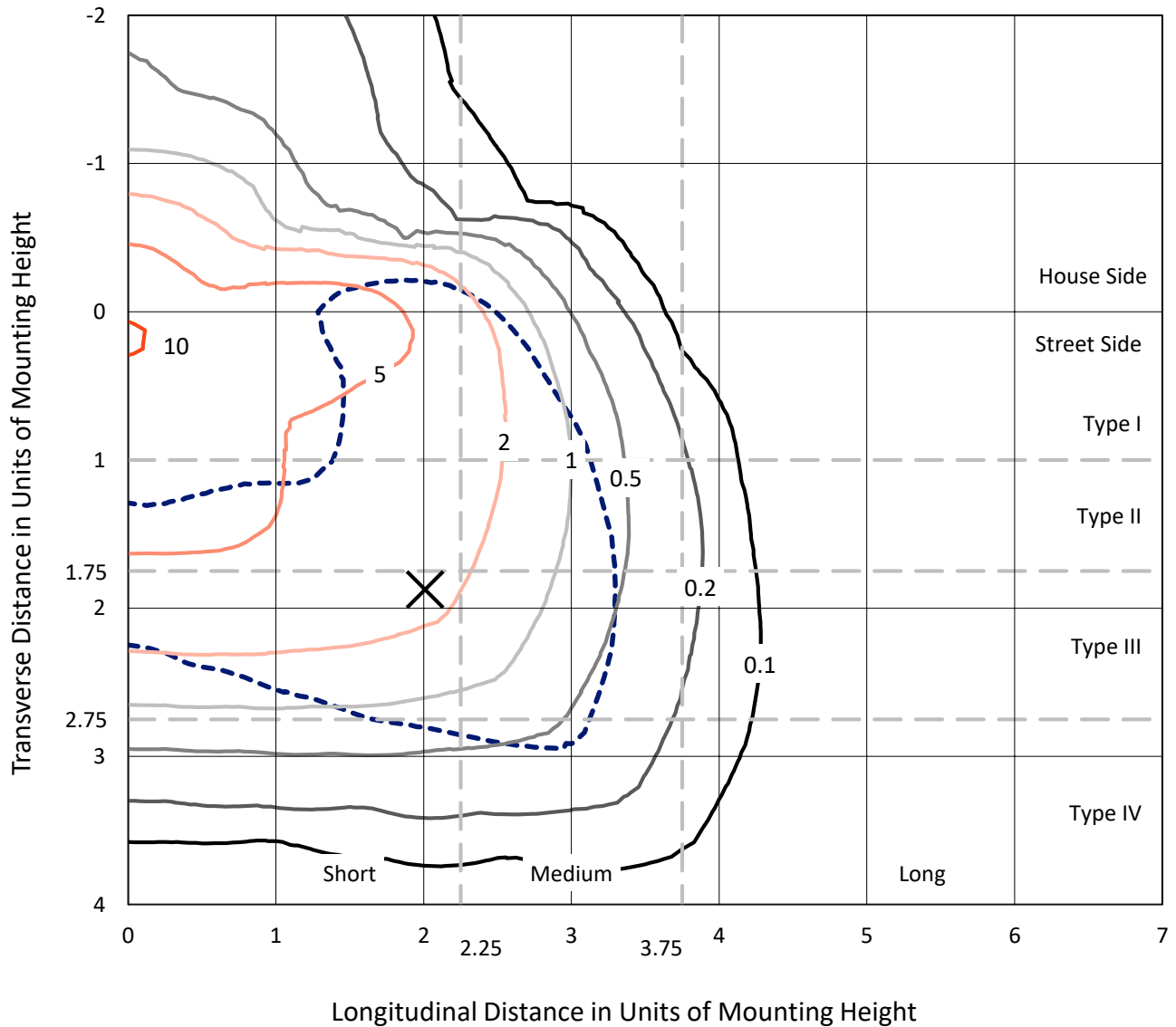


REPORT NUMBER: P192350

CATALOG NUMBER: GLEON-AF-02-LED-E1-T4W-7050-600

Iso-Footcandle Lines of Horizontal Illumination

✕ Max cd
 - - - 1/2 Max cd

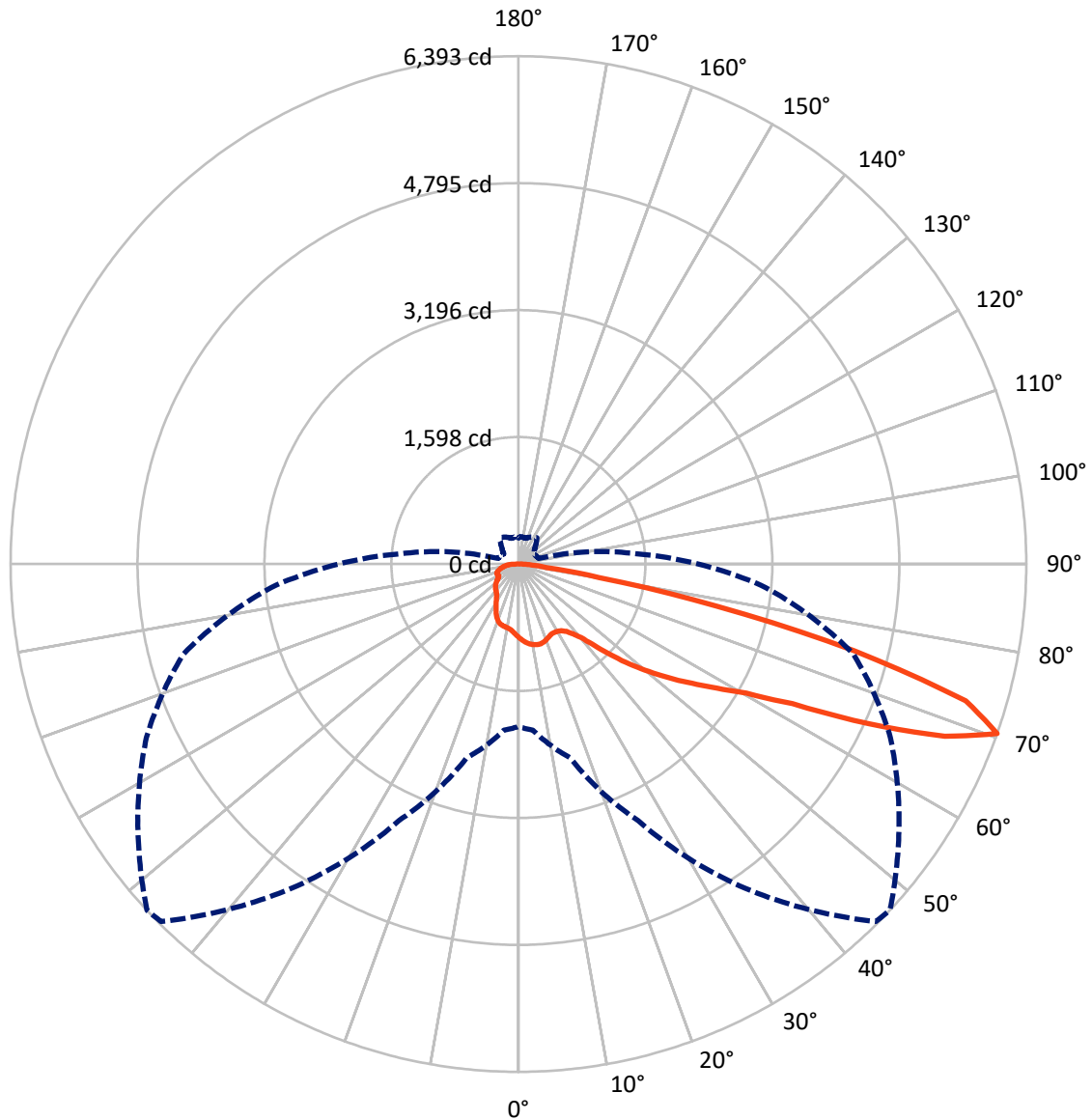


Based on 10 foot mounting height. Maximum calculated value = 10.7 fc
 Type IV - Short - Semi-Cutoff

REPORT NUMBER: P192350

CATALOG NUMBER: GLEON-AF-02-LED-E1-T4W-7050-600

Luminous Intensity Polar Plot



— Vertical Plane Through 47-Deg Lateral - - - Horizontal Cone Through 70-Deg Vertical

REPORT NUMBER: P192350

CATALOG NUMBER: GLEON-AF-02-LED-E1-T4W-7050-600

FLUX DISTRIBUTION:

		Downward	Upward	Total
House Side	Lumens	1662.3	0.0	1662.3
	% Fixture	20.9	0.0	20.9
Street Side	Lumens	6305.7	0.0	6305.7
	% Fixture	79.1	0.0	79.1
Total	Lumens	7968.0	0.0	7968.0
	% Fixture	100.0	0.0	100.0

Coefficient of Utilization

ZONAL LUMENS:

Zone	Lumens	% Fixture
0°-10°	88.6	1.1
10°-20°	259.9	3.3
20°-30°	383.8	4.8
30°-40°	557.8	7.0
40°-50°	1003.9	12.6
50°-60°	1739.1	21.8
60°-70°	2482.2	31.2
70°-80°	1274.2	16.0
80°-90°	178.4	2.2
90°-100°	0.0	0.0
100°-110°	0.0	0.0
110°-120°	0.0	0.0
120°-130°	0.0	0.0
130°-140°	0.0	0.0
140°-150°	0.0	0.0
150°-160°	0.0	0.0
160°-170°	0.0	0.0
170°-180°	0.0	0.0
0°-90°	7968.0	100.0
0°-180°	7968.0	100.0



REPORT NUMBER: P192350

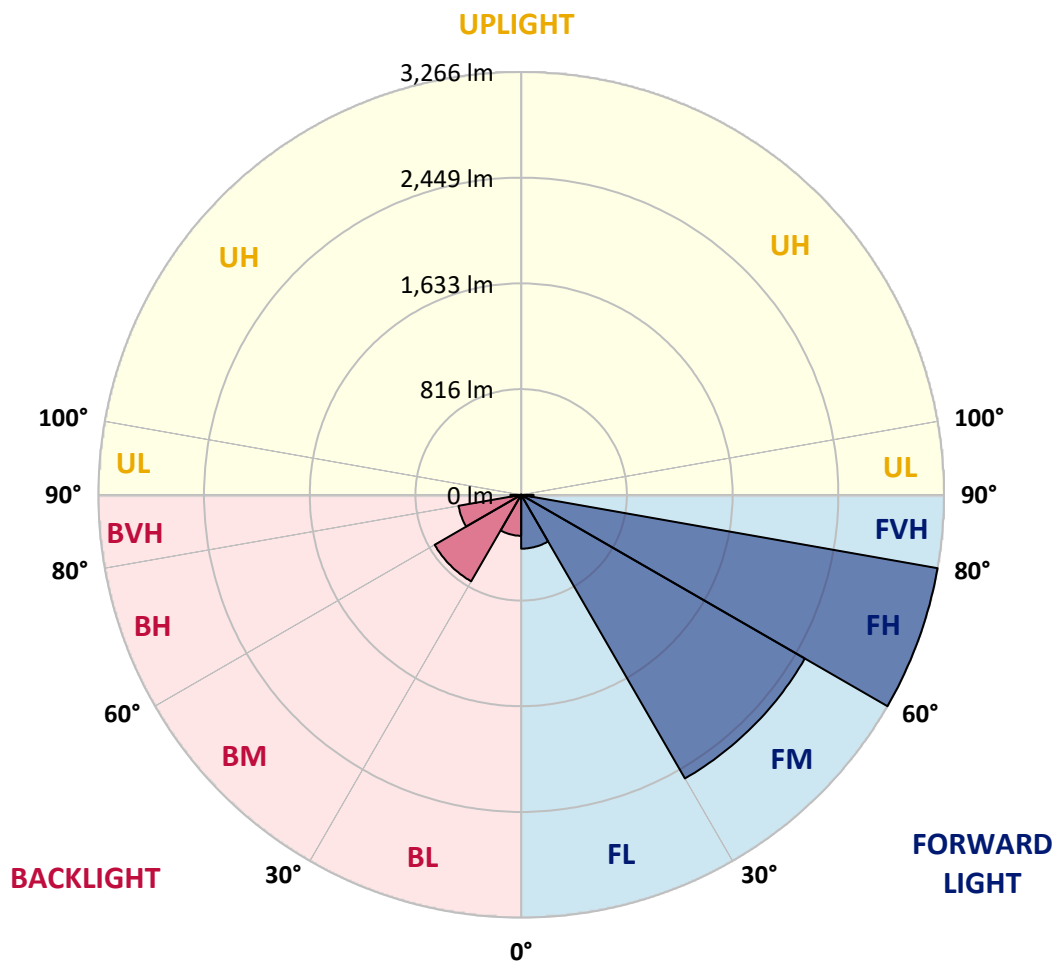
CATALOG NUMBER: GLEON-AF-02-LED-E1-T4W-7050-600

LUMINAIRE CLASSIFICATION SYSTEM LUMEN TABLE AND BUG RATING:

Zone	Lumens	% Fixture	Zone Rating/Lumen Limit		
			B	U	G
FL (0°-30°)	415.8	5.2			
FM (30°-60°)	2529.3	31.7			
FH (60°-80°)	3265.5	41.0			G2/5000
FVH (80°-90°)	95.2	1.2			G1/100
BL (0°-30°)	316.5	4.0	B1/500		
BM (30°-60°)	771.6	9.7	B1/1000		
BH (60°-80°)	491.0	6.2	B1/500		G1/500
BVH (80°-90°)	83.2	1.0			G1/100
UL (90°-100°)	0.0	0.0		U0/0	
UH (100°-180°)	0.0	0.0		U0/0	

BUG Rating: B1-U0-G2

Type IV Short





REPORT NUMBER: P192350

CATALOG NUMBER: GLEON-AF-02-LED-E1-T4W-7050-600

CANDELA DISTRIBUTION (FULL):

	0°	5°	15°	25°	35°	45°	47°	55°	65°	75°	85°
0°	924.5	924.5	924.5	924.5	924.5	924.5	924.5	924.5	924.5	924.5	924.5
2.5°	978.8	976.9	976.1	974.5	972.6	962.9	961.0	954.0	944.3	934.2	923.8
5°	1043.2	1042.8	1038.5	1030.8	1018.3	997.0	992.0	974.9	952.1	930.0	907.9
7.5°	1099.8	1096.3	1088.1	1072.6	1050.9	1021.8	1014.9	991.2	959.8	929.6	899.7
10°	1141.2	1139.3	1121.5	1100.1	1071.8	1039.7	1031.5	1005.2	970.7	932.3	895.1
12.5°	1164.9	1161.0	1140.5	1114.9	1081.1	1049.7	1041.6	1014.9	976.1	932.3	888.5
15°	1163.3	1160.6	1140.1	1112.2	1078.0	1050.5	1043.2	1016.4	974.9	928.4	880.0
17.5°	1132.3	1133.5	1116.0	1088.5	1060.6	1039.7	1033.1	1008.3	967.2	920.7	869.9
20°	1078.0	1083.5	1071.8	1047.4	1031.9	1017.6	1013.3	992.4	955.2	909.4	859.0
22.5°	1023.8	1028.8	1024.2	1003.6	1001.3	992.8	990.4	975.3	944.7	902.4	852.4
25°	983.8	988.5	987.7	969.9	976.9	976.5	974.5	967.2	942.4	902.4	853.6
27.5°	973.0	974.5	973.0	956.7	966.4	974.2	972.6	971.4	949.3	913.7	868.3
30°	1010.2	1007.9	995.9	962.9	971.8	982.7	981.1	981.9	970.3	943.1	901.3
32.5°	1158.7	1148.2	1110.2	1017.6	993.9	999.7	1000.5	1013.3	1015.2	988.5	952.4
35°	1380.8	1369.2	1319.9	1164.1	1062.5	1042.4	1042.4	1061.8	1073.4	1053.6	1031.9
37.5°	1616.1	1603.3	1576.9	1367.2	1206.7	1116.4	1114.5	1128.1	1144.7	1149.4	1154.8
40°	1883.6	1870.0	1877.4	1595.2	1407.9	1244.7	1217.2	1207.5	1252.5	1282.3	1325.7
42.5°	2176.2	2170.0	2172.8	1849.1	1637.0	1436.6	1397.5	1347.5	1401.7	1454.8	1545.9
45°	2447.2	2452.6	2449.9	2120.8	1892.1	1670.8	1629.3	1532.4	1585.5	1676.6	1825.0
47.5°	2684.4	2662.0	2696.9	2417.7	2177.8	1932.8	1881.6	1751.8	1805.7	1918.1	2169.3
50°	2972.5	2969.4	2918.2	2813.9	2523.2	2196.0	2129.0	1978.5	2062.3	2218.5	2603.0
52.5°	3275.2	3219.0	3172.1	3122.1	2889.5	2465.8	2383.6	2204.5	2363.9	2560.4	3131.8
55°	3337.2	3312.0	3370.2	3454.3	3242.7	2746.1	2650.3	2487.9	2703.4	2951.2	3741.6
57.5°	3469.8	3469.4	3589.6	3739.6	3606.3	3043.4	2946.9	2830.2	3085.3	3398.9	4388.9
60°	3559.4	3584.6	3807.8	4099.0	3963.3	3386.9	3298.1	3225.2	3519.4	3899.3	4992.1
62.5°	3606.3	3640.4	3945.1	4244.7	4468.0	3958.6	3869.9	3764.8	4093.9	4448.2	5344.9
65°	3411.3	3478.3	3923.8	4370.7	4909.9	4885.5	4845.6	4661.1	4812.2	4882.0	5217.3
67.5°	2871.7	2940.3	3459.0	4253.3	5225.5	5779.4	5787.9	5472.8	5254.2	4919.2	4386.6
70°	2046.0	2099.9	2529.0	3566.0	4985.1	6363.6	6392.7	5846.9	5166.2	4362.6	3064.7
72.5°	971.4	1004.4	1410.6	2320.8	3955.9	5830.6	5886.8	5369.3	4392.8	3229.9	1671.9
75°	357.0	367.1	476.8	987.3	2294.5	4299.8	4366.1	3848.9	2912.0	1608.0	636.9
77.5°	214.0	220.6	267.5	416.7	902.4	2457.7	2555.8	2093.3	1272.6	598.5	313.2
80°	149.6	154.3	191.9	259.3	426.4	936.6	1023.8	854.4	507.0	378.7	227.9
82.5°	101.2	103.5	134.9	175.2	283.4	334.5	360.9	379.9	341.9	281.8	144.6
85°	66.3	68.6	91.5	115.5	180.3	172.9	176.8	223.7	249.6	191.5	80.2
87.5°	38.0	39.5	55.0	61.6	88.4	73.3	74.0	117.8	159.7	129.1	48.8
90°	0.0	0.0	0.0	0.0	0.0	0.0	0.0	0.0	0.0	0.0	0.0



REPORT NUMBER: P192350

CATALOG NUMBER: GLEON-AF-02-LED-E1-T4W-7050-600

CANDELA DISTRIBUTION (continued):

	90°	95°	105°	115°	125°	135°	145°	155°	165°	175°	180°
0°	924.5	924.5	924.5	924.5	924.5	924.5	924.5	924.5	924.5	924.5	924.5
2.5°	921.0	916.0	904.8	897.8	891.2	889.6	886.9	886.5	886.2	886.2	885.0
5°	900.5	892.0	874.5	864.8	856.7	855.9	855.5	857.5	858.2	859.0	857.9
7.5°	887.3	875.7	854.0	840.0	830.3	828.0	831.9	840.8	846.6	848.9	847.8
10°	879.2	864.8	839.6	824.5	816.4	815.2	820.3	830.7	842.7	847.4	847.0
12.5°	869.9	853.6	826.8	811.0	806.3	808.6	815.2	824.9	837.3	844.7	845.1
15°	860.6	841.6	814.1	800.1	798.2	801.3	807.5	814.8	824.5	831.9	832.7
17.5°	849.3	829.6	802.0	787.7	786.1	787.7	788.1	792.0	798.2	805.1	807.1
20°	837.3	817.2	788.5	774.1	767.2	760.9	754.0	754.7	756.7	763.7	765.2
22.5°	828.8	808.6	778.0	758.2	739.6	721.0	707.1	705.1	705.9	711.7	713.7
25°	829.6	808.2	775.3	741.2	700.5	670.6	652.0	648.9	648.5	652.8	655.5
27.5°	844.7	823.4	785.4	723.7	657.8	613.6	593.9	591.5	588.4	589.6	592.7
30°	878.4	858.6	809.8	705.9	611.7	557.8	537.3	535.0	530.7	528.7	531.1
32.5°	933.5	917.2	845.5	688.8	565.6	510.1	489.2	484.2	481.5	479.1	481.1
35°	1024.9	1018.0	893.1	670.2	524.9	473.3	454.3	446.6	442.7	447.0	450.1
37.5°	1168.4	1172.2	955.5	641.2	493.5	448.9	433.0	424.1	418.3	421.8	425.2
40°	1371.5	1374.2	1024.5	600.1	466.3	434.6	417.5	409.4	401.2	395.0	394.6
42.5°	1638.2	1610.7	1092.4	555.5	434.9	425.6	406.6	396.6	384.2	367.1	363.6
45°	1954.5	1858.0	1143.9	504.3	399.7	414.8	394.6	380.7	361.3	342.7	340.7
47.5°	2318.9	2123.5	1169.1	451.2	366.7	398.9	379.9	357.8	333.4	324.1	322.9
50°	2763.9	2438.7	1181.2	399.7	338.0	378.0	358.6	332.6	312.1	310.1	309.0
52.5°	3270.6	2817.8	1185.0	357.4	314.4	350.8	341.1	315.9	299.7	301.2	301.2
55°	3800.9	3209.3	1132.3	326.8	292.7	322.9	329.5	309.3	295.8	302.0	304.3
57.5°	4287.8	3556.3	966.4	303.1	272.1	301.6	325.2	315.5	306.2	331.4	333.0
60°	4661.4	3761.3	721.8	281.8	257.0	294.2	336.5	339.2	341.5	401.6	409.7
62.5°	4739.7	3693.1	496.2	265.1	250.0	300.4	357.0	357.4	354.7	396.6	401.6
65°	4380.4	3261.7	360.9	255.8	244.2	311.7	374.5	366.3	348.5	380.3	371.0
67.5°	3478.7	2457.3	300.4	248.9	235.7	310.9	393.1	374.5	345.0	372.5	357.4
70°	2258.0	1485.8	267.5	243.1	225.6	296.2	403.9	373.7	334.9	346.6	328.7
72.5°	1101.7	664.4	245.4	234.5	215.1	275.6	403.5	366.7	324.5	323.7	314.0
75°	431.1	304.3	225.2	221.7	197.3	252.4	392.7	356.6	312.1	299.7	296.2
77.5°	252.4	217.1	199.6	202.7	176.0	229.1	376.8	339.2	295.0	280.3	276.4
80°	183.7	162.4	170.2	175.2	150.4	205.8	355.5	317.9	276.0	283.4	277.9
82.5°	117.8	104.7	138.0	143.0	125.2	182.2	332.2	295.4	249.3	226.4	221.0
85°	60.1	66.3	102.7	108.9	96.5	149.6	303.9	265.5	219.0	188.4	191.5
87.5°	33.7	45.4	65.5	73.3	68.2	115.1	246.5	219.0	178.7	145.4	127.9
90°	0.0	0.0	0.0	0.0	0.0	0.0	0.0	0.0	0.0	0.0	0.0

(END OF REPORT)